

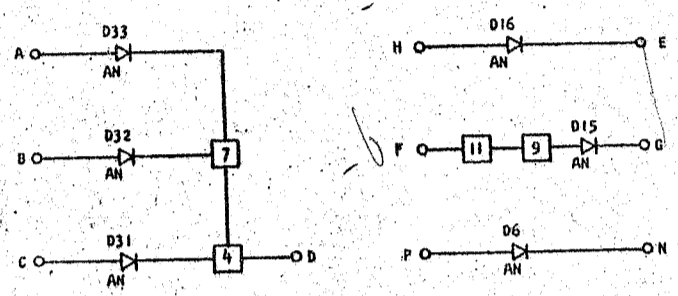
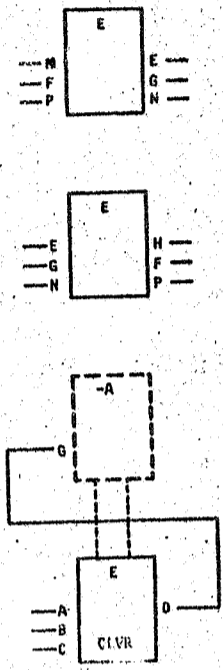
729837

STANDARD CODE

CARD CODE 729837
CL VR

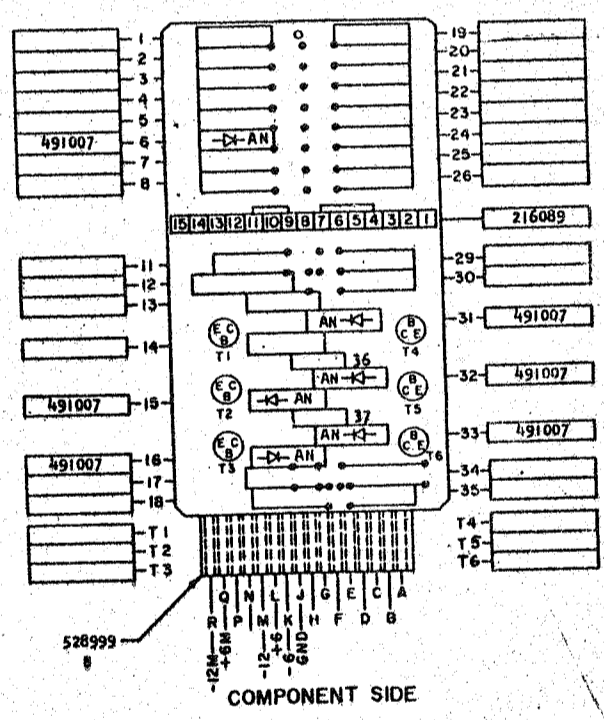
REFERENCE DRAWING
SEE PRODUCTION DRAWING 371075

CTDL EXTENDER CARD



- SEQUENCE OF OPERATION
1. ALL INPUTS DOWN IN COINCIDENCE WITH INPUTS ON OUTPUT CARD FOR EXTENDER DOWN OUTPUT
 2. ANY INPUT UP WILL GIVE UP EXTENDER OUTPUT
 3. D6, D15, D16 EXPAND INPUTS TO BOTH P & N TYPE BLOCKS HAVING EXTENDER INPUTS, BY REVERSING CONNECTIONS ON TERMINAL PINS

PINS	SIGNAL NAME	WAVE SHAPE	LEVELS	
			MIN	MAX
A	T	INPUT	UP	1.44 6.24
			DOWN	-0.74 -6.24
B	T	INPUT	UP	1.44 6.24
			DOWN	-0.74 -6.24
C	T	INPUT	UP	1.44 6.24
			DOWN	-0.75 -6.24
D	T	EXTENDER OUTPUT	UP	1.44 6.24
			DOWN	-0.5 0.2



CIRCUIT AND PACKAGING STANDARD	
APPROVAL	DATE
ABC	4-2-62

INTERNATIONAL BUSINESS MACHINES CORP.				DATE	CHANGE NO.	APPROVAL	DATE	CHANGE NO.	APPROVAL	DEVELOPMENT NO.
NAME CARD ASM TSTR - CTDL				2-26-62	115599					
EXTENDER CARD										
DESIGN	RQ	3-1-62	MODEL	SMS						
DETAIL	WH	3-1-62	SCALE	NONE						
CHECK	WH	3-1-62	DRAW	LIG 3-17-62						
APPRO			CHECK							

729837