

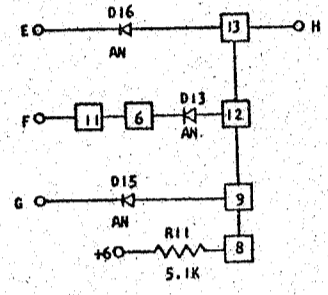
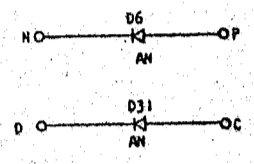
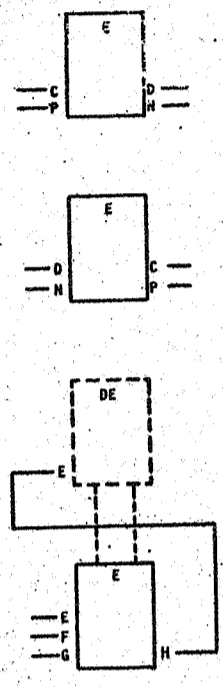
729838

STANDARDS CODE

CARD CODE 729838
CL VS

REFERENCE DRAWING
SEE PRODUCTION DRAWING 371074

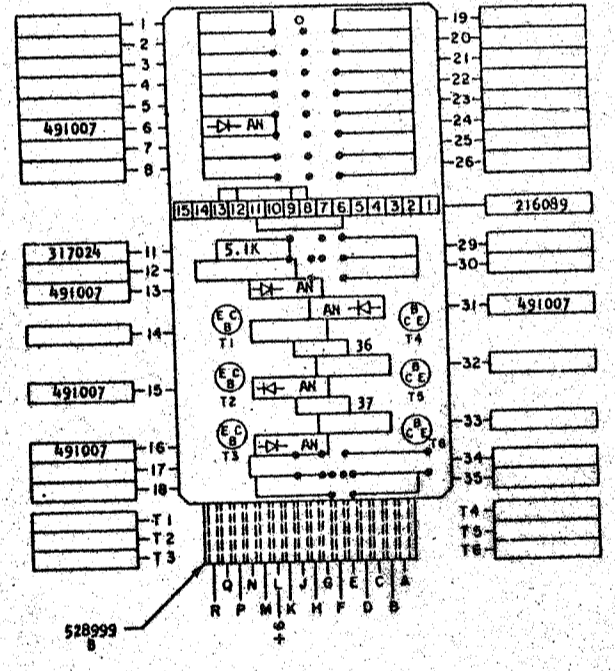
CTDL -N "OR" EXTENDER CARD



SEQUENCE OF OPERATION

1. OUTPUT FROM PIN H EXPANDS THE INPUTS TO DE CARD & PREFORMS - OR FUNCTION
2. D6, D31 EXPAND INPUTS TO BOTH P & N TYPE BLOCKS BY REVERSING CONNECTIONS ON TERMINAL PINS

PINS	SIGNAL NAME	WAVE SHAPE	LEVELS	
			MIN	MAX
E	T	INPUT	UP	1.81 6.24
			DOWN	-1.74 -6.24
F	T	INPUT	UP	1.81 6.24
			DOWN	-1.74 -6.24
G	T	INPUT	UP	1.81 6.24
			DOWN	-1.74 -6.24
H	T	EXTENDER OUTPUT	UP	1.81 6.24
			DOWN	-1.74 -6.24



COMPONENT SIDE

CIRCUIT AND PACKAGING STANDARD	
APPROVAL	DATE
ABC	4-2-62

INTERNATIONAL BUSINESS MACHINES CORP.				DATE	CHANGE NO.	APPROVAL	DATE	CHANGE NO.	APPROVAL	DEVELOPMENT NO.
NAME	CARD ASM TSTR CTDL-N			2-27-62	115599					
	"OR" EXTENDER CARD									
DESIGN		MODEL	SMS							
DETAIL	RD 3-1-62	SCALE	NONE							
CHECK	WH 3-1-62	DRAW	LIG 13-1-62							
APPROV		CHECK								

729838